



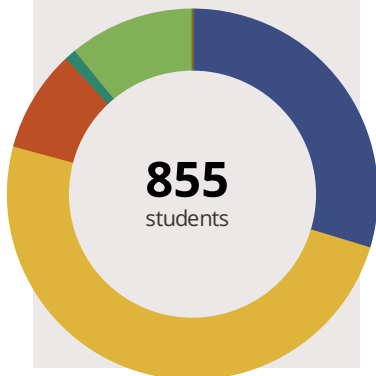
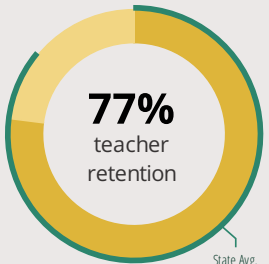
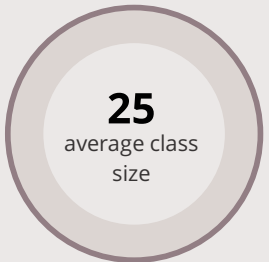
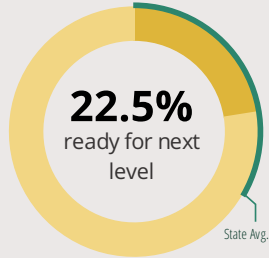
# MARK DENMAN ELEMENTARY SCHOOL

930 COLFAX DR DANVILLE, IL 61832-3325 (217) 444-3200

Grades: K-4  
District: DANVILLE CCSD 118

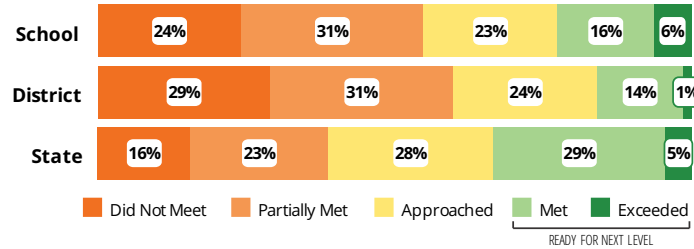
Principal: Mrs. Kimberly Pabst  
Superintendent: Dr. Alicia Geddis

## FAST FACTS



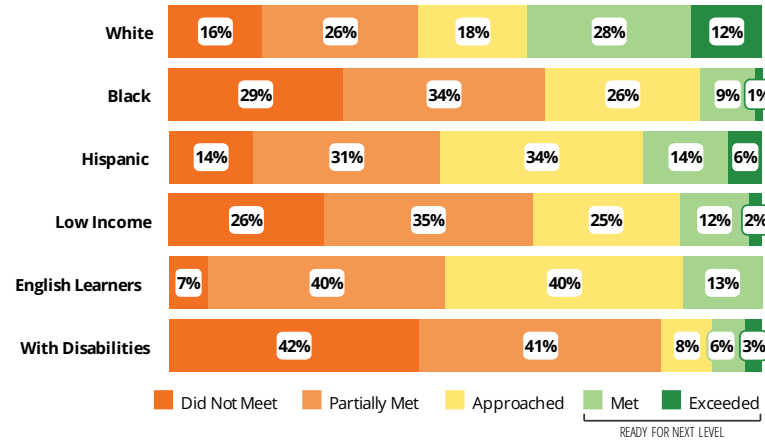
## Academic Success

All Illinois students in grades 3-8 take the PARCC assessment each year. High school students take the PARCC in specific Math or English Language Arts (ELA) courses.



## Success by Student Group

This display shows PARCC performance levels for each student group. No data is shown for groups with fewer than 10 students.



## Student Characteristics

White	30%	Low Income	86%
Black	50%	English Learners	5%
Hispanic	9%	With Disabilities	21%
Asian	1%	Homeless	3%
American Indian	0%		
Two or More Races	11%		
Pacific Islander	0%		

## School Environment



The **5Essentials Survey** allows students in grades 6-12 and all teachers to share their perspectives on essential conditions for learning. The anonymous survey consists of 5 components.

- Most implementation
- More implementation
- Average implementation
- Less implementation
- Least implementation
- Not Applicable/Low Response

### Response Rates

Students	-
Teachers	80%

### Effective Leaders

Do principals and teachers implement a shared vision for success?

### Collaborative Teachers

Do teachers collaborate to promote professional growth?

### Ambitious Instruction

Are the classes challenging and engaging?

### Supportive Environment

Is the school safe, demanding, and supportive?

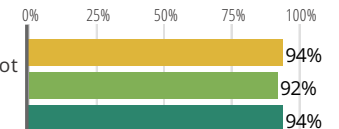
### Involved Families

Does the entire staff build strong external relationships?

## Student Attendance and Mobility

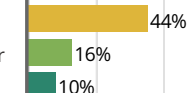
### Attendance Rate

Rate at which students are present at school, not including excused or unexcused absences



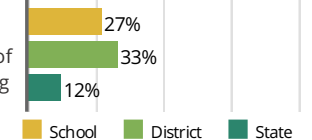
### Chronic Truancy Rate

Percentage of students who have been absent without valid reasons for 5% or more of regular school days



### Student Mobility

Percentage of students who transfer in or out of the school during the school year, not including graduates





# MARK DENMAN ELEMENTARY SCHOOL

## School Highlights

### Academic Courses

Language Arts Math Science Social Studies Writing

### Physical Education, Health and Wellness

Students at Mark Denman Elementary School participate in Physical Education classes 3-4 times a week. P.E. teachers cover Health related materials such as: muscle and skeletal development and making good eating choices. Students are also allowed to go outside weather permitting for recess. Students Social and Emotional Health is addressed with Seco

### Other Programs and Activities

Mark Denman Elementary School offers Scholastic Bowl for both 4th and 5th grade students. Students in 5th grade also write Money Smart Essays. Students in 1st grade participate in an annual district wide math competition.

### School Awards

Mark Denman Elementary School has received multiple grants from the Danville Public School Foundation. As a building Mark Denman was acknowledged for their contribution to the United Way. For the 2014-15 school year, Mark Denman Elementary School also received Silver Level recognition from PBIS. The Pre-K program also received the Circle of Gol

### Career Development Courses and Programs

At Mark Denman Elementary School, in the spring, 5th grade students participate in career day. 5th Grade will also do a variety of service projects.

### Athletics

At Mark Denman Elementary School students are introduced to the sports of volleyball, basketball, and track. A intradistrict basketball tournament is held. An intradistrict elementary track meet is held in the spring at the high school track.

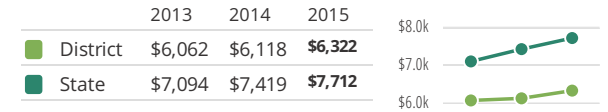
### School Personnel Resources

Mark Denman Elementary School has a host of school resource staff including: speech and language pathologists, school psychologists, ESL teacher, instructional paraprofessionals, 2 data instructional facilitators who model lessons, provide professional development for staff, a school nurse and 2 social workers. We also have OT and PT services on

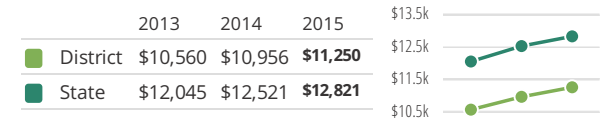
### Facilities

## District Finance

**Instructional Spending per Pupil** includes only the activities directly dealing with the teaching of students or the interaction between teachers and students.



**Operational Spending per Pupil** includes all costs for overall operations in this school's district, including Instructional Spending, but excluding summer school, adult education, capital expenditures, and long-term debt payments.



## Educator Measures

This school has had **2 principal(s)** over the past 6 years. In the last three years, an average of **77% of teachers** return to this school each year.

## FOR MORE INFORMATION

Visit [IllinoisReportCard.com](http://IllinoisReportCard.com) to see additional details about each item of information for this school. There you will find charts spanning multiple years, detailed explanations, resources, more of the school's programs and activities, and powerful tools that let you dig deeper into data.

Most of this data has been collected by ISBE from school districts through data systems. Some information, such as the School Highlights, is entered directly by principals and can be updated throughout the year.