



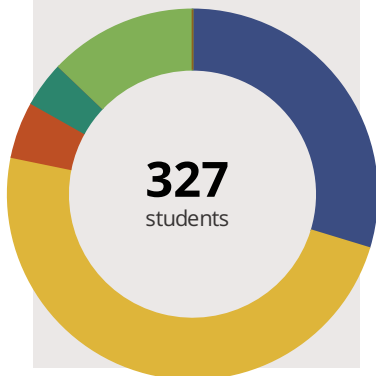
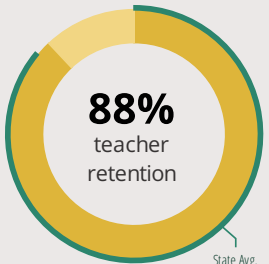
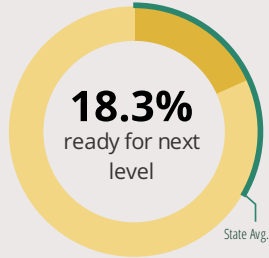
# LIBERTY ELEM SCHOOL

20 E LIBERTY LN DANVILLE, IL 61832 1441 (217) 444-3000

Grades: K-4  
District: DANVILLE CCSD 118

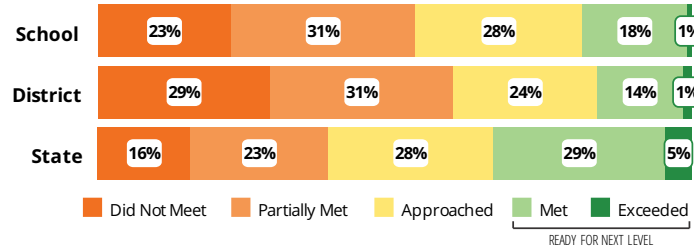
Principal: Ms. Angeliqe Simon  
Superintendent: Dr. Alicia Geddis

## FAST FACTS



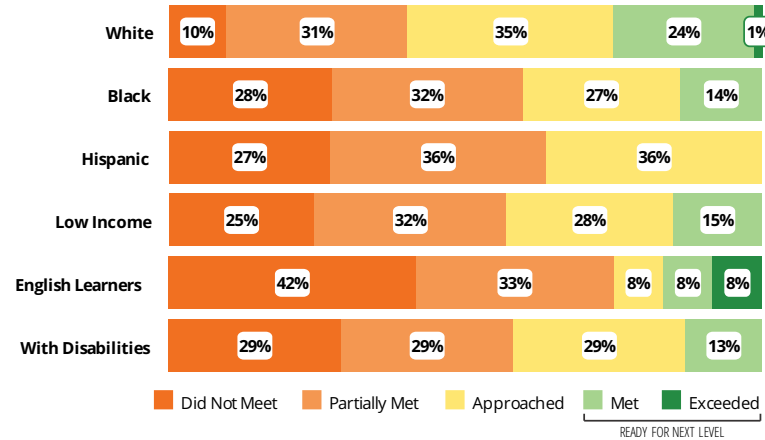
## Academic Success

All Illinois students in grades 3-8 take the PARCC assessment each year. High school students take the PARCC in specific Math or English Language Arts (ELA) courses.



## Success by Student Group

This display shows PARCC performance levels for each student group. No data is shown for groups with fewer than 10 students.



## Student Characteristics

White	30%	Low Income	76%
Black	49%	English Learners	5%
Hispanic	5%	With Disabilities	14%
Asian	4%	Homeless	2%
American Indian	0%		
Two or More Races	13%		
Pacific Islander	0%		

## School Environment



The **5Essentials Survey** allows students in grades 6-12 and all teachers to share their perspectives on essential conditions for learning. The anonymous survey consists of 5 components.

- Most implementation
- More implementation
- Average implementation
- Less implementation
- Least implementation
- Not Applicable/Low Response

### Response Rates

Students	-
Teachers	100%

### Effective Leaders

Do principals and teachers implement a shared vision for success?

### Collaborative Teachers

Do teachers collaborate to promote professional growth?

### Ambitious Instruction

Are the classes challenging and engaging?

### Supportive Environment

Is the school safe, demanding, and supportive?

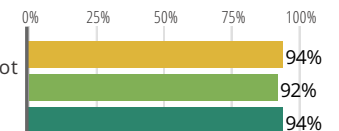
### Involved Families

Does the entire staff build strong external relationships?

## Student Attendance and Mobility

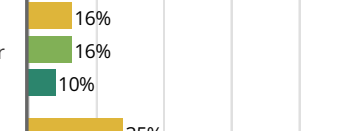
### Attendance Rate

Rate at which students are present at school, not including excused or unexcused absences



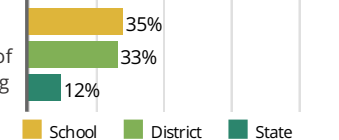
### Chronic Truancy Rate

Percentage of students who have been absent without valid reasons for 5% or more of regular school days



### Student Mobility

Percentage of students who transfer in or out of the school during the school year, not including graduates





# LIBERTY ELEM SCHOOL

## School Highlights

### Academic Courses

Bilingual Support, Junior Great Books, Renaissance Program, Summer School, Supplemental Educational Services (SES) Tutoring, Title 1 Programs

### Physical Education, Health and Wellness

Physical Education and Health at Liberty includes our K-5 PE curriculum, the option for all students to have healthy meals during the school day, and partnerships with community service agencies. Community service agencies like the University of Illinois Extension program offers in-house courses (health and nutrition) to Liberty students during reg

### Other Programs and Activities

5th grade Night, After School Care, Art Show, Before School Care, Chorus, Cultural Fair, Family Bingo, Family Council, Family Nights, Fun Night, Grandparent's Day, Ice Cream Social, Math Competition 1st grade, Math Nights, McPrincipal's Night, Open House, Parent Associations, Reading Nights, Scholastic Bowl, Spring Musical (4th & 5th grade, Talent Show, Winter Concert

### School Awards

### Career Development Courses and Programs

Career Day

### Athletics

Boy's Basketball, Boy's Track & Field, Boy's Volleyball, Girl's Basketball, Girl's Track & Field, Girl's Volleyball

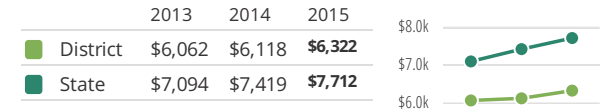
### School Personnel Resources

In addition to our highly qualified educators, Liberty has the following additional educational support team members: Math Coach, Literacy Coach, ESL teacher, and a Data Instructional Facilitator.

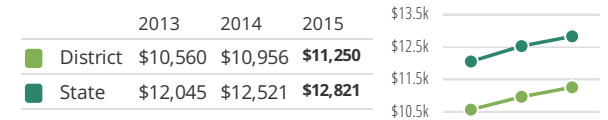
### Facilities

## District Finance

**Instructional Spending per Pupil** includes only the activities directly dealing with the teaching of students or the interaction between teachers and students.



**Operational Spending per Pupil** includes all costs for overall operations in this school's district, including Instructional Spending, but excluding summer school, adult education, capital expenditures, and long-term debt payments.



## Educator Measures

This school has had **2 principal(s)** over the past 6 years. In the last three years, an average of **88% of teachers** return to this school each year.

## FOR MORE INFORMATION

Visit [IllinoisReportCard.com](http://IllinoisReportCard.com) to see additional details about each item of information for this school. There you will find charts spanning multiple years, detailed explanations, resources, more of the school's programs and activities, and powerful tools that let you dig deeper into data.

Most of this data has been collected by ISBE from school districts through data systems. Some information, such as the School Highlights, is entered directly by principals and can be updated throughout the year.